

# User guidelines

## Mini & Midi Envirobin




**Cleaning** Products should be flushed with clean water and then washed with a mild detergent solution using a bristle brush or sponge. Care should be taken not to apply undue pressure that may damage labels. Flush clean with water after washing.



**Quality Standards** All Leaffield Environmental products are certificated to BS EN ISO



### Tools




LEAFIELD Key



**PPE** Always wear appropriate PPE equipment and follow safety guidelines.

### Removing the lid *(for non-lockable options ignore steps 1 & 9)*



Turn key anti clockwise to unlock lid.



Lift lid from the front end, tilting backwards to free from rear locator.



With two hands lift the lid clear of the body & put to one side.

**Please Note:** Leaffield does not operate a refuse collection system. This must be arranged by the customer.



## Inserting Sack



4  
Locate sack around the rear of the body. Slide the edges of the sack into the gap in the moulding.



5  
Pull the sack taught and locate around the up stand at the front of the body



6  
Sack is taught and secured in bin body

## Replacing lid



7  
Locate the rear peg of the lid under the lip at the back of the body.




8  
Allow the lid to drop into position ensuring the front peg locates in the body.



9  
Push the lock firmly fixing the lid in place.

## Fitting signage




1  
Components shown are per bin

- 1 x sign assembly
- 2 x Sign support rods



2  
Looking down from the top of the bin there are two blind holes at the back insert into each hole one sign carrying rod push firmly into place



4  
Once the two sign carrying rods are in place line the two holes in the bottom of the sign assembly with the sign rods and push the assembly down until it stops the sign is now ready for use



**Post**  
Leafield Way  
Leafield Industrial Estate  
Corsham, Wiltshire SN13 9UD



**Telephone**  
01225 816541  
Fax  
01225 816501



**Email**  
envinfo@leafieldenv.com



**Website**  
www.leafield-environmental.com

