


Installation guidelines

Leaffield litter bins

Envirobank 240



Cleaning Products should be flushed with clean water and then washed with a mild detergent solution using a bristle brush or sponge. Care should be taken not to apply undue pressure that may damage labels. Flush clean with water after washing.



Quality Standards All Leaffield Environmental products are certificated to BS EN ISO

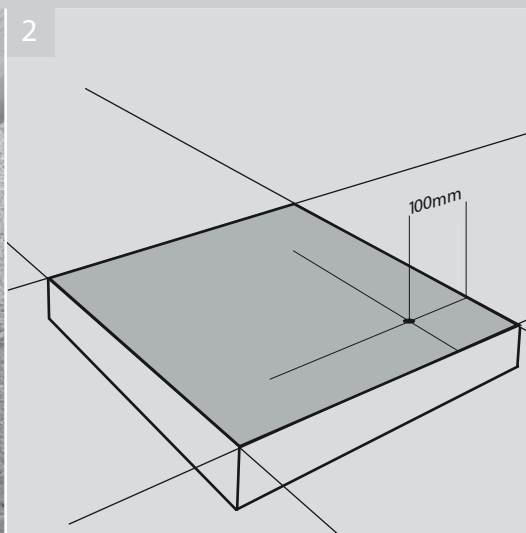


Tools Chalk, Hammer drill, 12mm masonry drill bit, Mallet, 17mm spanner
Key:



PPE Always wear appropriate PPE equipment and follow safety guidelines.

Marking out holes



Position the body in the required location and orientation, mark through the holes in the base to the ground below

Check - if fixing to pavement check that the hole positions are not too close to the edge of the paving slab (min 100mm from edge if possible)

Remove the body to expose the ground below, clearly mark the positions of the four holes with a cross

Ground fixing kit
additional components:
Available as optional
extra

Ground fixing bolts

Washer



X4



X4

Ground fixing to asphalt is not recommended



Drilling holes and inserting bolts



Drill 12mm holes at the four marked positions to a depth of 115mm to accommodate the ground fixing bolts.



Add washer. Push bolts through holes in base locating into drilled ground holes.



Use a mallet to drive the four bolts into the ground fixing holes, through the moulded holes in the base.

Tightening bolts



Drive the bolts in through the moulded holes until the tops sit flat on the bin base with the washer between the bolt head and bin.



Use a spanner or socket to tighten the bolts.




Tighten the bolts to 22.0Nm torque for concrete. Tightening the bolts will fan out the bolt sheath holding the bolt secure.



Once all bolts are tightened and secure close the door.



Remove bottom cap and pour gravel into hole. Clear the hole of gravel so that the gravel level is 20mm from the top of the surface to accommodate the ballast cap.



post
Leaffield Way, Leaffield Industrial Estate
Corsham, Wiltshire SN13 9UD



telephone
+44(0)1225 816500



facsimile
+44(0)1225 816501



website/email
www.leaffield-environmental.com
recycle@leaffieldenv.com

